

What is the Preservation Pad?

The library's new Preservation Pad is here to help you convert your print, photographic, and analog media into a digital format. The MCMLS Genealogy department recognizes that the photos, documents, and videos of today are the historical records of the future. You've made the memories - we want to help you make them last for future generations. The Preservation Pad is set up into seven distinct stations with state of the art equipment to help you preserve your memories.

Print Photographs & Albums Station



Got shoeboxes or photo albums stuffed with print photographs? Our Scannx Bookscan station will help you convert those prints into high-resolution digital images. With an easy to use touch-screen interface as well as two modern scanners- including our high speed photo scanner, you will be able to create digital copies of all those photographs in no time flat.

Bring in a spare USB flash drive and your photos / albums to get started!

The Preservation Pad is a free service provided for our library users.

For more information, contact the Genealogy Dept. at 936-522-2138 or email: librarygenealogy@countylibrary.org

Located on the 2nd floor of the Central Branch library
104 I-45 N. Conroe, TX 77301


Hours:

Monday: 9a-8p

Tuesday-Thursday: 9a-5p

Friday & Saturday: 9a-5p

Sunday: Closed

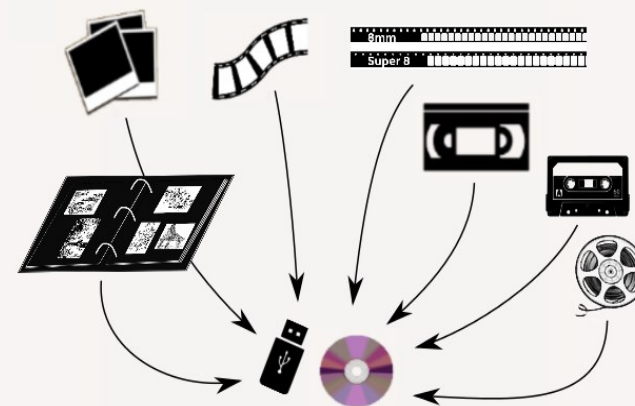


Information, Ideas, and Interactions

www.countylibrary.org

Conroe Central Library
Genealogy Room

Preservation Pad



Making Memories Last

Central Library
104 I-45 N. Conroe, TX 77301

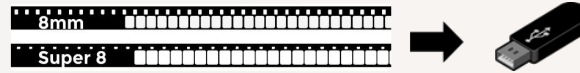
Slides, Negatives, & Albums Station



Want to convert those old slides or negatives into a digital image? For a quick conversion use our Wolverine F2D mighty scanner. For the highest fidelity digitization our powerful Epson V850 Pro flatbed can convert your slides, negatives, prints, and albums into any digital format type you'd like.

Bring in your old photographic media/albums along with your USB Flash drive to get started!


8mm & Super 8 Film Station



Our Wolverine MovieMaker Pro can convert your old 8mm and Super 8 film reels into an MPEG digital video format. Conversion time depends on the size of the reel, ranging from 20-30 mins for 3 in reels up to 4+ hours for 7 inch reels. A maximum reservation of 4 hours per day allowed.

Bring in your 8mm / Super 8 reels, and an SD card (maximum 32gb) to get started!

Audio Cassette To Digital Audio Station



Have any old audio cassette tapes? Our new Ion USB Cassette converter works with two software options to convert your tapes to a .wav audio file (burn onto a CD to use in your car stereo) or a digital .mp3 file (usable on a computer, smartphone, or mp3 player)

Bring in your audio cassettes and your USB Flash drive or blank CD-R disc to get started!

VHS-to-DVD Station



This station will let you copy old VHS tapes to DVD. Just bring in your old VHS tapes along with a blank **DVD -R / -RW** disk to get started.

Tapes are converted in real time (ex. 2 hour tape takes 2 hours to convert) with a maximum reservation of 4 hours per day allowed.

(Note: Our player can't read positive DVD discs (DVD +R / +RW).

(Please double check your disc type before coming in to use the converter!)

DVD/Blu-Ray / M-DISC Duplication Station



Our disc-duplicating machine can make up to five copies at once of a CD, DVD, Blu-Ray disk or M-Disc archival media. It's great for making copies of the home movies for all the kids and grandkids.

Just bring in your source disc along with however many blank discs you'd like to copy onto to get started!

Magnetic Audio Tape To Digital Audio Station



Thanks to a generous donation from one of our patrons we've acquired an old Panasonic Solid State Tape recorder. Paired with the Audacity audio software we can help convert old audio recordings on magnetic tape over to a digital .mp3 file. Please see staff for additional details regarding this station.

Bring in your audio tape reels and a your USB Flash drive to get started!